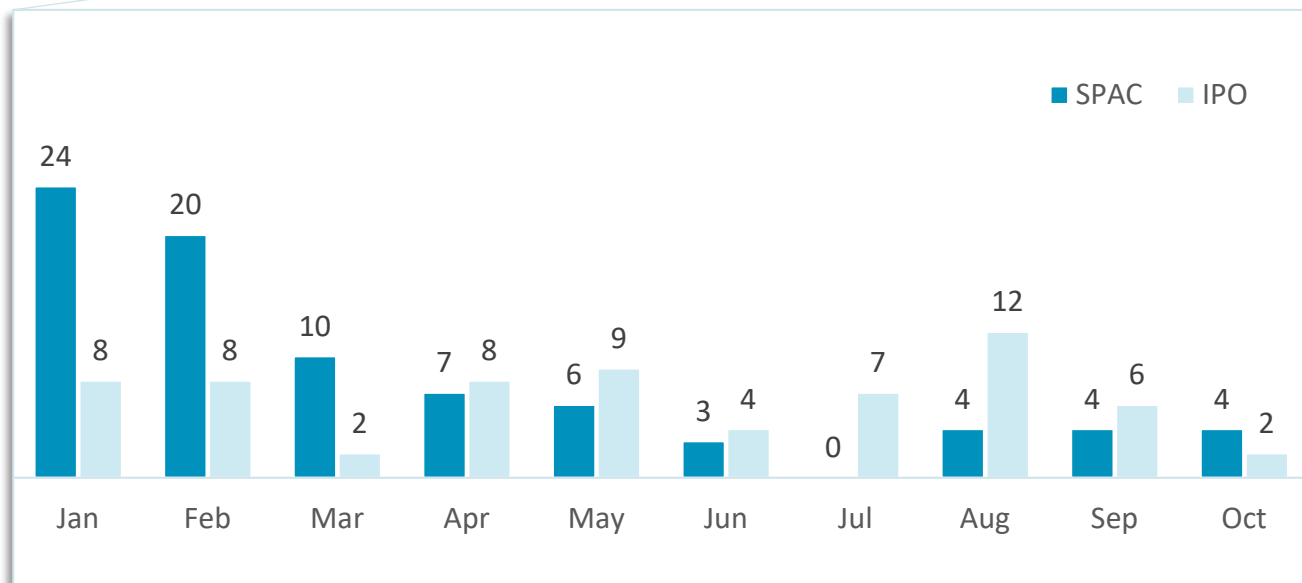
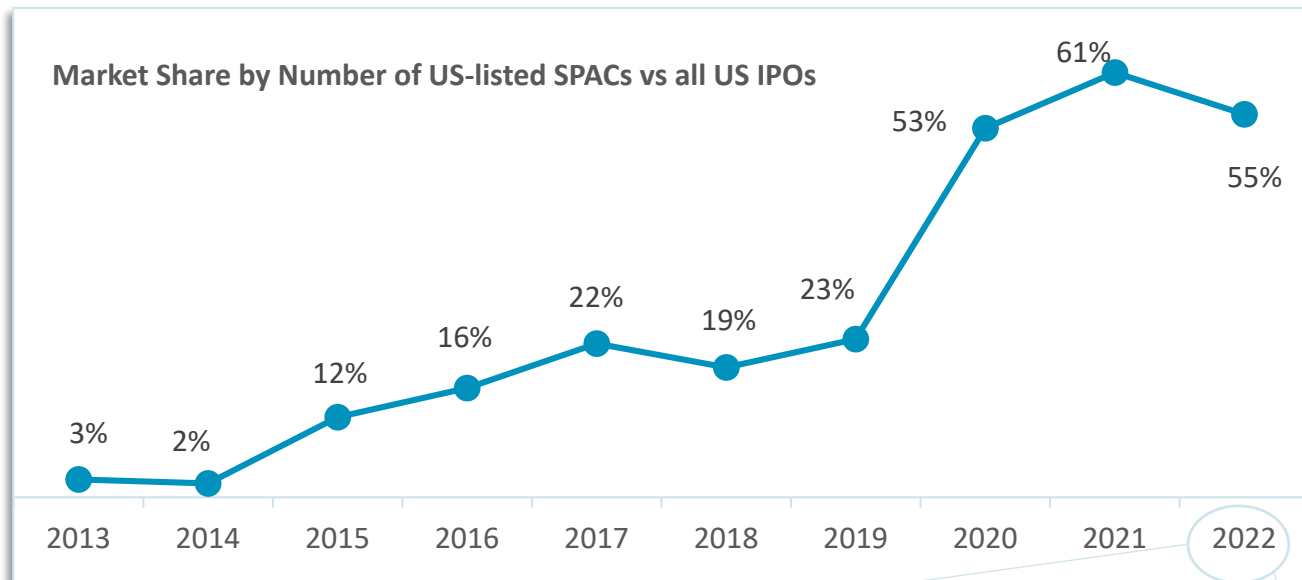


US SPACs VERSUS ALL OTHER US IPOs



IPO count exclude SPACs, Reg A+ IPOs, closed end funds, non-operating trusts, best efforts offerings and companies with market cap below \$50m

Source: Renaissance Capital, SPAC Research, as of Oct 31, 2022

SPAC Research

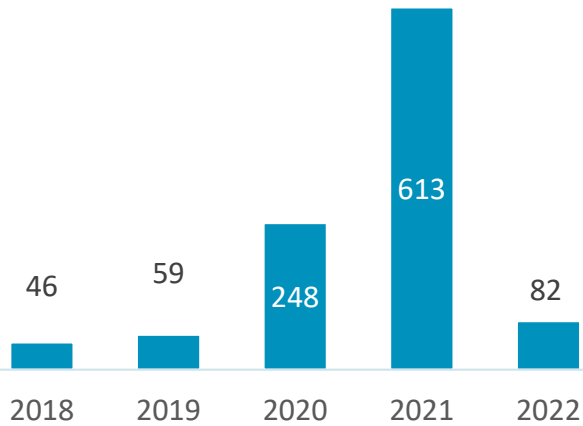
Nasdaq

SPAC IPOs & DEALS

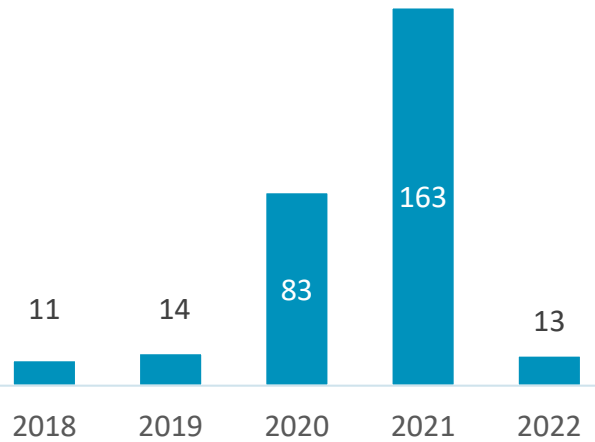
■ IPOs Priced/Deals Closed

■ Pending IPOs/Deals

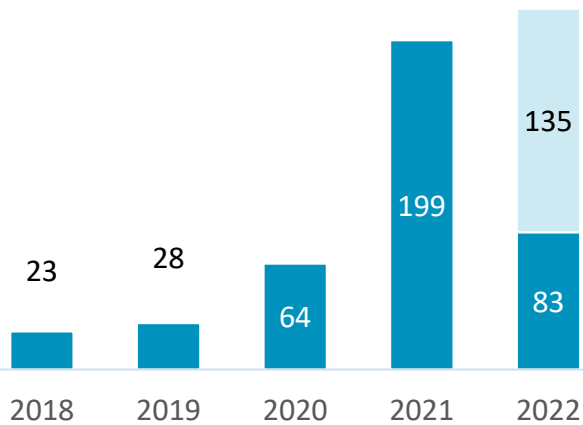
Number of SPAC IPOs



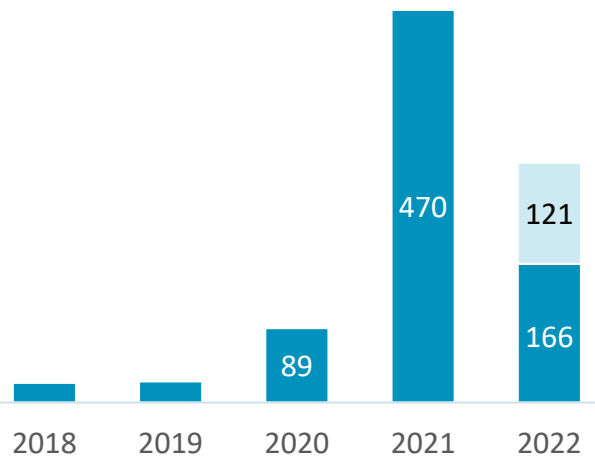
Value of SPAC IPOs, \$billion



Number of SPAC Deals



Value of SPAC Deals, \$billion



Source: SPAC Research, as of Oct 31, 2022

SPAC Research

Nasdaq

MONTHLY ACTIVITY: OCT 2022

Monthly Activity	Number	Value, \$billion
S-1s Filed	1	0.1
IPOs	4	0.4
Deals Announced	25	15.0*
Deals Closed	8	4.5*
SPACs Liquidated	18	5.8

* Enterprise Value at announcement

Source: SPAC Research, as of Oct 31, 2022



PIPELINE SNAPSHOT: OCT 31, 2022

Pipeline Snapshot	Number	Value, \$billion
Pre-IPO	96	14.1
Active SPACs	650	157.1
- Searching for Deals	515	135.9
- Live Deals	135	121.2*
Deals Closed	83	166.5*
SPACs Liquidated	39	15.6

* Enterprise Value at announcement

Source: SPAC Research, as of Oct 31, 2022



TOP 10 LIVE SPAC DEALS

By Common Stock Prices

SPAC	Ticker	Target	IPO Date	Liquidation Deadline	Sector, Geography	EV, \$M	Closing Price, \$
Digital World Acquisition Corp.	DWAC	Trump Media & Technology Group	9/3/21	12/8/22	Media & Entertainment, Global	875	16.72
AGBA Acquisition Ltd.	AGBA	OnePlatform & TAG Asia Capital	5/14/19	11/16/22	Financial, Asia	555	11.50
Ignyte Acquisition Corp.	IGNY	Peak Bio	1/28/21	11/1/2022	Healthcare, US	205	11.40
Brilliant Acquisition Corporation	BRLI	Nukkleus	6/24/20	11/23/22	Financial, US	140	10.64
Digital Health Acquisition Corp.	DHAC	Vsee Lab & iDoc Telehealth Solutions	11/4/21	2/28/23	Healthcare, US	110	10.55
Americas Technology Acquisition Corp.	ATA	Rally Communitas	12/15/20	12/17/22	Technology, US	208	10.51
Model Performance Acquisition Corp.	MPAC	MultiMetaVerse	4/8/21	4/12/23	Media & Entertainment, Asia	300	10.46
Kingswood Global Holdings Inc.	KWAC	Wentworth Management Services	11/20/20	11/24/22	Financial, US	208	10.45
Tiga Acquisition Corp.	TINV	Grindr	11/24/20	11/27/22	Technology, Global	2,090	10.43
Data Knights Acquisition Corp.	DKDCA	OneMedNet	5/7/21	11/11/22	Healthcare, US	280	10.43

Source: SPAC Research, as of Oct 31, 2022

TOP 10 CLOSED 2022 SPAC DEALS

By Common Stock Prices

Post-Deal Name	Ticker	SPAC	IPO Date	Closed	Sector, Geography	EV, \$M	Closing Price, \$
SatixFy Communications	SATX	Endurance Acquisition Corp.	9/15/21	10/27/22	Technology, Global	430	16.31
Selina	SLNA	BOA Acquisition Corp.	2/24/21	10/27/22	Travel & Hospitality, Global	996	12.89
Symbotic	SYM	SVF Investment Corp. 3	3/9/21	6/7/22	Industrial, US	4,752	12.34
Rumble	RUM	CF Acquisition Corp. VI	2/19/21	9/16/22	Media & Entertainment, Global	2,231	12.15
Amprius Technologies	AMPX	Kensington Capital Acquisition Corp. IV	3/2/22	9/14/22	Automotive, US	939	11.51
Gorilla Technology	GRRR	Global SPAC Partners Co.	4/9/21	7/13/22	Technology, Global	720	11.44
NuScale Power	SMR	Spring Valley Acquisition Corp.	11/24/20	5/2/22	Energy, Global	1,895	11.28
Perfect	PERF	Provident Acquisition Corp.	1/8/21	10/28/22	Consumer, Global	1,019	10.99
Westrock Coffee	WEST	Riverview Acquisition Corp.	8/6/21	8/29/22	Food, Global	1,086	10.95
SeaStar Medical	ICU	LMF Acquisition Opportunities, Inc.	1/26/21	10/28/22	Healthcare, US	122	10.88

Source: SPAC Research, as of Oct 31, 2022

LEAGUE TABLE YTD: IPO UNDERWRITERS

Volume Sold	Underwriters	Bookrunner Volume, \$M*	Volume % Share	Bookrunner Count	Count % Share
1	EF Hutton	1,733	13.2%	19	18.8%
2	Cantor Fitzgerald	1,549	11.8%	6	5.9%
3	Citigroup	1,238	9.4%	6	5.9%
4	Maxim	783	6.0%	7	6.9%
5	Goldman Sachs	638	4.9%	2	2.0%
6	BTIG	583	4.4%	4	4.0%
7	Chardan	515	3.9%	6	5.9%
8	JP Morgan	474	3.6%	3	3.0%
9	Deutsche Bank	472	3.6%	2	2.0%
10	RBC Capital Markets	460	3.5%	2	2.0%
11	I-Bankers Securities	403	3.1%	3	3.0%
12	A.G.P	391	3.0%	3	3.0%
13	EarlyBirdCapital	388	3.0%	5	5.0%
14	UBS	345	2.6%	2	2.0%
15	Oppenheimer	316	2.4%	1	1.0%
16	BofA Securities	291	2.2%	3	3.0%
17	Credit Suisse	259	2.0%	1	1.0%
18	Moelis	240	1.8%	2	2.0%
19	Ladenburg Thalmann	237	1.8%	3	3.0%
20	SVB Securities	220	1.7%	1	1.0%

* Credit for Bookrunner Volume awarded to sole bookrunner or split equally among joint bookrunners
Source: SPAC Research, as of Oct 31, 2022

LEAGUE TABLE YTD: IPO LEGAL COUNSEL

Issuer Count	Law Firm	Deal Count, Issuer Counsel	Deal Count, UW Counsel	Share, Issuer Counsel
1	Loeb & Loeb	13	7	15.9%
2	Ellenoff Grossman & Schole	8	12	9.8%
3	Nelson Mullins Riley & Scarborough	5	0	6.1%
4	White & Case	4	0	4.9%
5	Robinson & Cole	4	0	4.9%
6	Paul, Weiss, Rifkind, Wharton & Garrison	3	0	3.7%
7	Sichenzia Ross	3	0	3.7%
8	Davis, Polk & Wardwell	2	5	2.4%
9	Skadden, Arps, Slate, Meagher & Flom	2	5	2.4%
10	Proskauer Rose	2	3	2.4%
11	Kirkland & Ellis	2	3	2.4%
12	McDermott Will & Emery	2	2	2.4%
13	Winston & Strawn	2	4	2.4%
14	Becker & Poliakoff	2	1	2.4%
15	Rimon	2	0	2.4%
16	Sidley Austin	2	0	2.4%
17	Shearman & Sterling	1	2	1.2%
18	Weil, Gotshal & Manges	1	0	1.2%
19	ArentFox Schiff	1	2	1.2%
20	Simpson Thacher & Bartlett	1	1	1.2%

Source: SPAC Research, as of Oct 31, 2022

DISCLAIMER

This Presentation (the “Presentation”) is provided on a strictly informational basis only. By reviewing or reading this Presentation, you will be deemed to have agreed to the obligations and restrictions set out below. Without the express prior written consent of SPAC Research LLC, the Presentation and any information contained within it may not be (i) reproduced (in whole or in part), (ii) copied at any time, (iii) used for making investment decisions. This Presentation does not constitute or form part of, and should not be construed as, an offer, invitation or inducement to purchase or subscribe for securities nor shall it or any part of it form the basis of, or be relied on in connection with, any contract or commitment whatsoever. This Presentation does not constitute either advice or a recommendation regarding any securities. This Presentation shall not constitute an offer to sell or the solicitation of an offer to buy nor shall there be any sale of these securities in any state in which such offer, solicitation or sale would be unlawful prior to registration or qualification under the securities laws of any such state.

No representations or warranties, express or implied are given in, or in respect of, this Presentation. To the fullest extent permitted by law in no circumstances will SPAC Research, or any of its respective subsidiaries, shareholders, affiliates, representatives, partners, directors, officers, employees, advisers or agents be responsible or liable for any direct, indirect or consequential loss or loss of profit arising from the use of this Presentation, its contents (including views, beliefs, analysis, opinions, forecasts or any other materials from SPAC Research), its omissions, reliance on the information contained within it, or on opinions communicated in relation thereto or otherwise arising in connection therewith. The information contained in this Presentation has not been independently verified. Recipients of this Presentation are not to construe its contents, or any prior or subsequent communications from or with SPAC Research or its representatives as investment, legal or tax advice. In addition, this Presentation does not purport to be all-inclusive or to contain all the information related to the subject matter. Recipients of this Presentation should each make their own evaluation of the subject matter and of the relevance and adequacy of the information and should make such other investigations as they deem necessary.

This Presentation contains illustrative returns, projections, estimates and beliefs and similar information (“Forward Looking Information”). Forward Looking Information is subject to inherent uncertainties and qualifications and is based on numerous assumptions, in each case whether or not identified in the Presentation. Forward Looking Information is provided for illustrative purposes only and is not intended to serve as and must not be relied on by any investor as, a guarantee, an assurance, a prediction or a definitive statement of fact or probability. Nothing in this Presentation should be construed as a profit forecast. Actual events and circumstances are difficult or impossible to predict and will differ from assumptions. Some important factors that could cause actual results to differ materially from those in any Forward-Looking Information could include changes in domestic and foreign business, market, Financials, political, and legal conditions. There can be no assurance that any Forward-Looking Information will be realized, and the performance may be materially and adversely different from the Forward-Looking Information. The Forward-Looking Information speaks only as of the date of this Presentation. SPAC Research expressly disclaims any obligation or undertaking to release any updates or revisions to any Forward Looking Information to reflect any change in SPAC Research’s expectations with regard thereto or any changes in events, conditions or circumstances on which any Forward Looking Information is based. Accordingly, undue reliance should not be placed upon the Forward-Looking Information.

The communication of this Presentation is restricted by law; it is not intended for distribution to, or use by any person in, any jurisdiction where such distribution or use would be contrary to local law or regulation. This Agreement supersedes and replaces all previous oral or written agreements, memoranda, correspondence, or other communications between the parties hereto relating to the subject matter hereof.